

Performance Summary (Jan-June 2025)



Note: Estimated Investment Values Include Investments of Approval Withdrawn, Closed, Suspended, Agreement cancelled at later stages.

Detail Analysis

Approvals Granted

Projects Approved

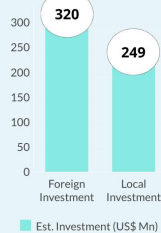
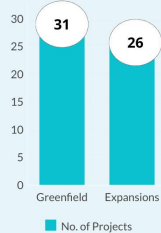
57

Estimated Investment

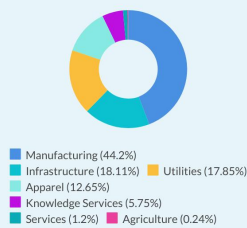
\$ 569 Mn

Employment Opportunities

14,184



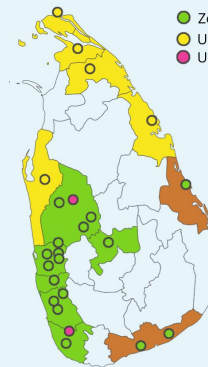
Setor Wise Estimated Investment (%)



Country Wise Estimated Investment (%)



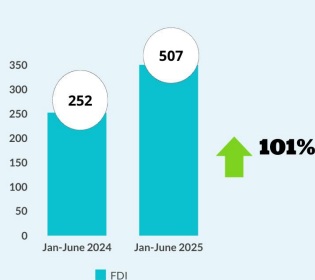
Zonal Performances



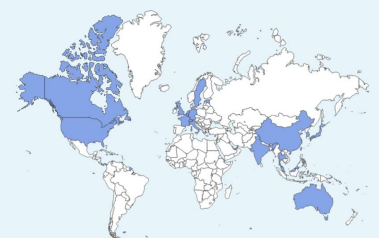

● Zones in Operation
 ● Upcoming Zones
 ● Upcoming IT Parks



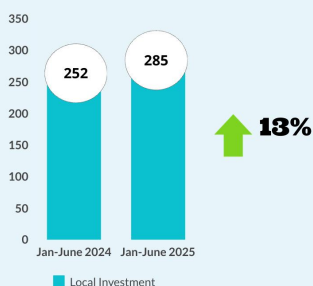
FDI Inflow (US\$ Mn)



Top 5 FDI Sourced Countries



Local Investment (US\$ Mn)



Export Revenue (US\$ Mn)

